



STOR-MOR
PORTABLE BUILDINGS

www.Stor-Mor.us



**LOFTED BARNES • UTILITY SHEDS
CABINS • GARAGES & MORE!**



DELUXE LOFTED BARN CABIN

Standard with 6' Deep Porch with Increased Porch Height, Two Reinforced Loft Spaces at Opposite Ends of Interior, Three 2X3 Windows, 9-Lite Door (36" X 78") with Lock and Keys

Sizes Available: 12x32 - 16x40

MILITARY DISCOUNT AVAILABLE



LOFTED BARN CABIN

Standard with 6' Deep Porch with Increased Porch Height, Two Reinforced Loft Spaces at Opposite Ends of Interior, Three 2X3 Windows, 9-Lite Door (36" X 78") with Lock and Keys

Sizes Available: 8x16 - 16x40

5 YEAR STRUCTURAL WARRANTY

DELUXE SIDE CABIN

Standard with 4x8 Porch, Pitched Roof, Eaves, One 2x3 Window and Two 3x3 Windows, and 11-Lite Door with Lock and Keys

Sizes Available: 12x24 - 16x40



LOFTED BARN

Standard with 70" Door Opening with Double Wooden Doors, High-End Durable Hinges, Spring Latch Hooks on Left Door, Door Lock and Keys

Sizes Available: 8x12 - 16x40



CABIN

Standard with a 4' Deep Porch with Increased Height, Low Pitched Gable Roof, Three 2X3 Windows, 9-Lite Door (36" X 78") with Lock and Keys

Sizes Available: 8x16 - 16x40



SIDE UTILITY

Standard with Low Pitched Gable Roof,
Two 2X3 Windows,
70" Door Opening with Double Wooden Doors,
High-End Durable Hinges,
Spring Latch Hooks on Left Door, Door Lock and Keys

Sizes Available: 8x16 - 16x40



FREE DELIVERY!*

ECONOMY

Standard with 2x6 Floor Joist, 24" on Center Wall Studs and Rafters, 5/8 Tongue and Groove LP Shed Floor, 8' Wide with Single door (All Other Sizes Double Door), and 29 Gauge Metal

Sizes Available: 8x12 - 12x24



UTILITY


Standard with Low Pitched Gable Roof, 70" Door Opening with Double Wooden Doors, High-End Durable Hinges, Spring Latch Hooks on Left Door, Door Lock and Keys

Sizes Available: 8x12 - 16x40

SIDE LOFTED BARN

Standard with 70" wide double doors,
High-End Durable Hinges, Spring Latch Hooks on Left Door,
Two 2X3 Windows, Door Lock and Keys

Sizes Available: 8x16 - 16x40





CENTER CABIN

Standard with 4X8 Porch with Increased Height,
Low Pitched Gable Roof, Three 2X3 Windows,
9-Lite Door (36" X 78") with Lock and Keys

Sizes Available: 12x24 - 16x40



CENTER LOFTED CABIN

Standard with 4X8 Porch with Increased Height,
Loft Spaces, Three 2X3 Windows,
9-Lite Door (36" X 78") with Lock and Keys

Sizes Available: 12x24 - 16x40



GARAGE

Standard with Low Pitched Gable Roof, 2X6 Floor Joists on 12" Centers, Two 3X3 Windows, One 5-Lite Door (36" X 78"), One 9' Roll Up Door, Premium 3/4" Tongue and Groove Flooring

Sizes Available: 12x20 - 16x40



COTTAGE SHED

Standard with One 2X3 Window, 70" Door Opening with Double Wooden Doors, High-End Durable Hinges, Spring Latch Hooks on Left Door, Door Lock and Keys.
*Not Available in Metal.

Sizes Available: 8x10 - 10x16



GARDEN SHED

Standard with Two 2X3 Windows, 4' Custom Wooden Door, Lock and Keys *Not Available in Metal.

Sizes Available: 8x10 - 10x16



APPLICABLE IN ALL BUILDINGS:

- Pressure treated runners and floor joists
- Double 2x4s on all top plates
- LP Smartsiding treated with Smart Guard
- OSB on roofs
- Tongue & groove flooring
- 10 year Urethane wall coating
- 40 year metal roofing
- 5 Year Structural Warranty (excludes contents and finishes)
- All Wood Building interior walls are constructed with Premium 2X4 wood studs, spaced 16" on center, with double wood stud every 4' (excluding economy buildings)
- All Metal Building interior walls (excluding economy buildings) are constructed with Premium 2X4 wood studs, spaced 24" on center, wrapped with OSB
- Prices are subject to change
- Trim styles are subject to change



LOFTED GARAGE

Standard with Two Reinforced Lofts, 2X6 Floor Joists on 12" Centers, Two 3X3 Windows, One 5-Lite Door (36" X 70"), One 9' Roll Up Door, Premium 3/4" Tongue and Groove Flooring

Sizes Available: 12x20 - 16x40



DELUXE SIDE GARAGE

Standard with Low Pitched Gable Roof, One 2X3 Window, One Standard Door (36" X 78"), One 6' Roll Up Door, Premium 3/4" Tongue and Groove Flooring

Sizes Available: 10x20 - 16x40

ADDITIONAL OPTIONS



4-Lite Door



5-Lite Door



9-Lite Door



11-Lite Door



Single Door



Double Door with Transom Windows



Double Door



Peg Board & Bench



Shelves

ADDITIONAL OPTIONS




Transom Window



Flower Box



3x3 Window



2x3 Window



Shutter



Transom Dormer


SHINGLE COLORS



Brownwood



Driftwood



Onyx Black

PERMIT INFORMATION

STOR-MOR AND AFFILIATES are not responsible for building permits, homeowners association rules, and/or covenants. It is up to the customer to get permits prior to placing order. Customer should be aware of any setbacks and right of ways on property. Customer will incur charges if we have to come back and move your building.

***FREE DELIVERY INFORMATION**

Free delivery within 50 miles of sales lot. Normal setup is included in the price. Customer is responsible for all permits and zoning. Delivery professional is not responsible for access or any yard or property damage at delivery. Off Lot Sales delivered on average in 5-10 business days. Custom Shop Built sales delivered on average in 10-20 business days. A delivery professional will contact you a few days before delivery to schedule a date and an approximate time. Any off lot delivery over 50 miles is subject to a 1% increase for every additional 25 miles.

CASH, CHECK, CREDIT CARD OR DIRECT DEPOSIT



**MORE OPTIONS AND SIZES AVAILABLE
PLEASE SEE DEALER FOR INFORMATION**


METAL COLORS



Black



Charcoal



Gray



Brilliant White



Hunter



Crimson Red




Rustic Red



Burgundy



Gallery Blue



Light Stone



Taupe




Tan



Brown



Burnished Slate



Galvalume

*We offer metal buildings on custom orders only.
The cost of metal upgrade is \$300 for an 8' and 10' wide building, \$500 for a 12' wide building, and \$700 for a 14' and 16' wide building.*

UPGRADED METAL COLORS



Pewter



Colony




Copper




Desert


URETHANE COLORS




Driftwood




Chestnut Brown




Scarlett Red




Red Mahogany



Olive



Slate Blue



Dark Ebony



Sandstone

PAINT COLORS



Belmont Blue




Cape Cod Gray



Avocado



Nurture Green



Pinnacle Red



Peach Yellow



Bora Bora



Super White

We can offer any color of custom paint!